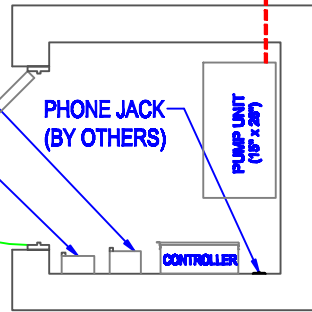


HOISTWAY PLAN

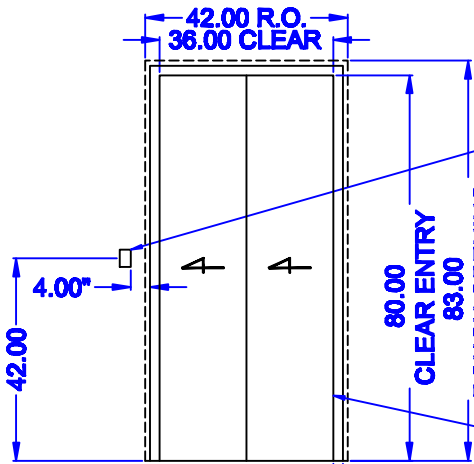
NOTE:
MACHINE ROOM ENTRANCE
NO MORE THAN 25' FROM
HOISTWAY DOOR

- HEAVY DUTY FUSED MOTOR DISCONNECT SQUARE D H221N OR EQUAL (BY OTHERS)
- CAB LIGHT DISCONNECT SQUARE D D221N OR EQUAL (BY OTHERS)
- SELF CLOSING AND SELF LOCKING DOOR (BY OTHERS)

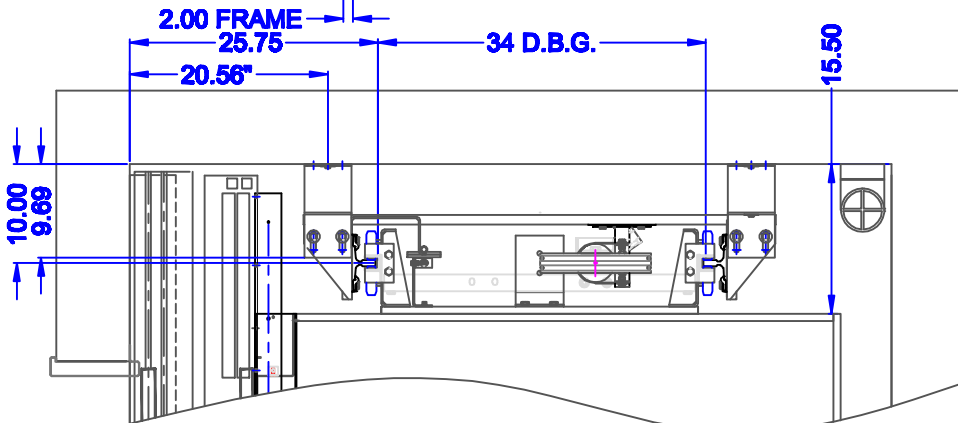


REMOTE MACHINE ROOM
(46" X 46" RCMD. MIN.)

2 1/4" WIDE X 3/4" HIGH X 3" DEEP CUTOUT ON ALL FLOORS FOR CALL BUTTON BOX (BY OTHERS)



2 SPD SIDESLIDE DOOR (BY ECL)



WORK BY OTHERS

- TO BE PROVIDED BY OWNER AND/OR GENERAL CONTRACTOR:**
- Legal hoistway of proper size, plumb within 1" per 100', and pit of proper depth.
 - Suitable machine room with legal access & clearances, properly heated & ventilated. Temperature not to exceed 35°C(95°F)
 - Hoistway guard & barricades during installation.
 - Supports for rail fastenings where specified.
 - Venting of hoistways as required by code.
 - All cutting of walls, floors, of partitions together with all repairs, grouting, patching, and painting made necessary by such cutting or changes.
 - Heavy duty fused main line switch in machine room for each elevator with feeders connected to each controller.
 - Lights, light switch, and convenience outlets in elevator machine room.
 - 120V/1Ø/20amp service & telephone outlet for each elevator connected to controller(s) in elevator machine room for car lights & accessories.
 - Lights, light switch, and convenience outlets in elevator pit where required
 - Finished cab floor coverings.
 - All other equipment necessary & not otherwise called for in elevator contract.

TIGER LIFT

MODEL	X5	SERVICE	LULA
SPEED	30 FPM	CAPACITY	1400
TRAVEL	-	OPERATION	8PBA
NO. LANDINGS	2	NO. CAR GATES	1
CAB TYPE	-	WALL COLOR	1
GATE TYPE	SLIDE 28PD	CEILING COLOR	WHITE
HANDRAIL TYPE	ALUMINUM	GATE FINISH	1
GATE OPERATION	AUTOMATIC	GATE SIZE	36"
FLOOR DESIGNATION	1,2	FIXTURE FINISH	S.S.#4
ILLUMINATE BUTTONS	X	EMERG. LIGHT	X
CAR TOP STATION	X	RET. CAM	FIRE SERVICE
RUPTURE VALVE	X	AUTO CAB LIGHT	X
KEY SW/MOMENT	AUTO LOWER	TANK HT.	
KEY SW/MAINT	AUTO DOOR	ROLLERS	X
ARRIVAL LIGHT	AUTO GATE	HARDWIRE	
ARRIVAL GONG	POSITION IND.	SOFTWARE	
DOOR MONITOR	PHONE BOX	ADA PHONE	X
CAR WEIGHT#	-	GROSS WEIGHT	-
RAIL SIZE	8#	PLUNGER DIAMETER	-
MOTOR HP	-	PLUNGER WALL	-
MOTOR RPM	-	Min. PSI:	-
VALVE TYPE	-	Max. PSI:	-
PUMP MODEL	-	SAFETY MODEL	-
GPM:	-	MOTOR STARTING	-
HOIST CABLE	3/8 7 X 19	MOTOR RUNNING	-
CABLE LENGTH	-	INTERLOCK @ 1-2	-
VOLTAGE:	-		
PHASE	-		
CONTROL VOLTAGE	-		

APPROVED AS NOTED FOR PRODUCTION
 APPROVED FOR PRODUCTION
 REVISE AND RESUBMIT
 AUTHORIZED SIGNATURE
 CUSTOMER SIGNATURE HERE _____ DATE _____
 / / 07

JOB NAME: -
 ADDRESS: -
 CITY: -
 ARCHITECT: -
 CONTRACTOR: -
 CUSTOMER: -



ELEVATOR CONCEPTS LTD
 18720 Krause Rdview, MI 48183
 Phone (734) 248-4700 Fax (734) 248-2547
 www.elevatorconcepts.com